



# ARTWORK FOR APPROVAL

**IMPORTANT:** This drawing is for approximate print positional purposes only. It is not intended to be an exact scale or detailed representation of the product. Colour proofs are to be used as a guide only and not a true representation of true product or print colour. If item colours are important, order a sample from our current shipment.

Order #  
Proof #1  
Date 00/00/00

Product Code : LN808  
Description : White Sliding Tile Puzzle  
Item Colour/s : White  
Quantity :  
Decoration Type : Digital Transfer  
Print Colour





**DIGITAL TRANSFER:** This item is digitally printed in CMYK. If pantone colour matching is important we require you to provide specific PMS colours, and we will produce closest CMYK colour match possible (to CP equivalent of coated pantone colours - perfect colour match not guaranteed). Vector art is required for colour matching. We are unable to edit colours in rasterized images. Print colours may be altered in appearance if placed on a strong colour background.

**THE SPACER CAN BE AT THE TOP OR BOTTOM OF THE FRAME & ON THE LEFT OR RIGHT HAND SIDE. LIKEWISE THE FLAT PANEL CAN BE POSITIONED ABOVE OR BELOW THE TILES. PLEASE SPECIFY OR CREATE ARTWORK AROUND MISSING TILE SECTION ACCORDINGLY.**

**FRONT - Choice of spacer position see following pages**

**BACK**



Maximum print area: Front: 54mmL x 54mmH  
Back - 60mmL x 60mmH  
Actual print size:

SEE FOLLOWING PAGE...


**INTERNAL USE ONLY**

**INT:**


QC Code:	New Pte # _____	Info:	Q: _____	Ctns: _____	Wt(kg): _____
PP:	Prt Int: _____	Prep:	S: _____	D: _____	
Rpt Ord:	Rpt Pte # _____	Cat:	E: _____	Ctns: _____	Wt(kg): _____
Split: Y/N	Mach: _____	U/P Int: _____	R/P Int: _____	R: _____	D: _____
Courier:					Total Wt(kg): _____

## Flat Panel positioned below tiles


Option 1




Option 2



Option 3




Option 4




Maximum print area: Front: 54mmL x 54mmH  
Actual print size:

# Flat Panel positioned above tiles


Option 5




Option 6



Option 7



Option 8



Maximum print area: Front: 54mmL x 54mmH  
Actual print size: