



ARTWORK FOR APPROVAL

IMPORTANT: This drawing is for approximate print positional purposes only. It is not intended to be an exact scale or detailed representation of the product. Colour proofs are to be used as a guide only and not a true representation of true product or print colour. If item colours are important, order a sample from our current shipment.

Order #
Proof #1
Date 00/00/00

Product Code : LL350
Description : Transit Van Stress Reliever
Item Colour/s : White/Black/Grey
Quantity :
Decoration Type : Digital Direct
Print Colour



IMPORTANT

Colours of stress relievers are subject to change between shipments. Items may have been sprayed with a release agent in manufacturing, which means we cannot guarantee print fastness or ink density.

Some White Stress items turn yellow after continued use and exposure to natural or artificial light.


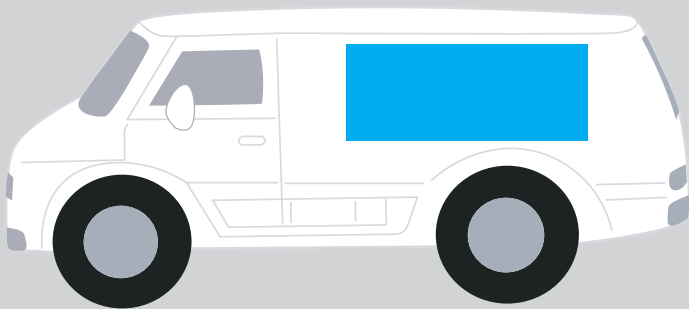
Anti Stress items are not toys and not suitable for children under 3 or pets. Due to the characteristics of stress item material, Polyurethane, adequate force may cause them to tear especially on irregular shapes.

This is not a fault of the product and no claims will be considered. Stress items are meant to be squeezed not pulled. Always ensure your client sees a sample and reads this disclaimer. Anti Stress items may vary from shipment to shipment.

DIGITAL DIRECT: This item is digitally printed in CMYK.

If pantone colour matching is important we require you to provide specific PMS colours, and we will produce closest CMYK colour match possible (to CP equivalent of coated pantone colours - perfect colour match not guaranteed). Vector art is required for colour matching. We are unable to edit colours in rasterized images. Print colours may be altered in appearance if placed on a strong colour background.

BELOW IS 80% OF ACTUAL SIZE



Maximum print area: Roof - 55mmL x 25mmH & Sides - 40mmL x 16mmH

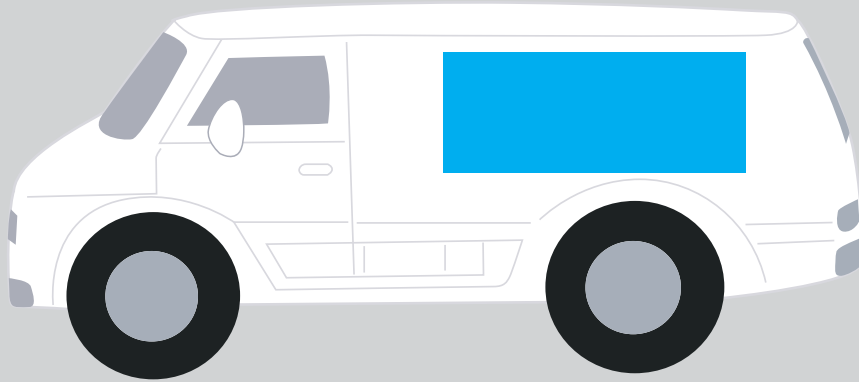
Actual print size:

PLEASE SEE NEXT PAGE...

INTERNAL USE ONLY

INT:

QC Code:	New Pte # _____	Info:	Q: _____	Ctns: _____	Wt(kg): _____
PP:	Prt Int: _____	Prep:	S: _____	D: _____	
Rpt Ord:	Rpt Pte # _____	Cat:	E: _____	Ctns: _____	Wt(kg): _____
Split: Y/N	Mach: _____	U/P Int: _____	R/P Int: _____	R: _____	D: _____
Courier:					Total Wt(kg): _____



Maximum print area: Roof - 55mmL x 25mmH & Sides - 40mmL x 16mmH
Actual print size: